



TECHNICAL DATA SHEET
OPEN SPACES

OFFICE CUBIC

by  **MEGABLOK**







CHARACTERISTICS

Body

Made of water-resistant chipboard with medium density fibers, 16 mm thick and coated with decorative paper impregnated with melamine resins. PVC-edged in white colour.

This board meets at least the characteristics specified in standard UNE-EN 312 for board type P3:

Property	Flexion	MOE	Trac. Perp.	Trac. Sup.	Hinch. 24 h	Trac. Perp. (T-313)	Hinch. 24 h (T-313)	Trac. Perp. (T-100)
Test	UNE-EN 310	UNE-EN 310	UNE-EN 319	UNE-EN 311	UNE-EN 317	UNE-EN 321	UNE-EN 321	UNE-EN 1087-1
Units	N/mm ²	N/mm ²	N/mm ²	N/mm ²	%	N/mm ²	%	N/mm ²
3 a 4	- 13,0	- 1.800	- 0,50	- 0,80	- 17,0	- 0,18	- 15,0	- 0,09
> 4 a 6	- 14,0	- 1.950	- 0,50	- 0,80	- 16,0	- 0,18	- 14,0	- 0,09
> 6 a 13	- 15,0	- 2.050	- 0,45	- 0,80	- 14,0	- 0,15	- 14,0	- 0,09
> 13 a 20	- 14,0	- 1.950	- 0,45	- 0,80	- 14,0	- 0,13	- 13,0	- 0,08
> 20 a 25	- 12,0	- 1.850	- 0,40	- 0,80	- 13,0	- 0,12	- 12,0	- 0,07
> 25 a 32	- 11,0	- 1.700	- 0,35	- 0,80	- 13,0	- 0,10	- 12,0	- 0,07
> 32 a 40	- 9,0	- 1.550	- 0,30	- 0,80	- 12,0	- 0,09	- 11,0	- 0,06
> 40	- 7,0	- 1.350	- 0,25	- 0,80	- 12,0	- 0,08	- 11,0	- 0,06

(*) Compliance with T-313 or T-100 is sufficient

With interior flat.

Including legs.

HPL doors option

Made of compact phenolic resin board.

Rigid, water-repellent, antibacterial and suitable for wet areas.

Highly resistant to wear and tear, making it ideal for applications with a high rate of use and frequent cleaning.

Black core.

In accordance with European standards EN 438-1 and EN 438-2. Density 1450 Kg/m³ according to DIN 53479. Water absorption less than 3%.

12 mm thick board. Rounded edges.

Maintenance free.


Back

Made of 16 mm thick water-repellent medium-density fibreboard.




COLOURS

Body



M-060


HPL doors



F-085



F-0074



F-0851



F-0010



F-0011



F-0232



F-0210



F-0725



F-6901



F-2478



F-0318



F-0718



F-0717




F-0193



F-0077




F-0080



FM-100



FM-200



FF-405

LOCKS



Standard: Key lock



Padlockable Polyamide Lock (optional padlock)



Padlockable Metallic Lock 1 (optional combination padlock)



Padlockable Metallic Lock 2 (optional combination padlock)



Metal handle



Coin-operated Lock (coin-return)



Coin-operated Lock + Coin Collect Box (cash box, non coin-return)



Lock of 4 manual digits with emergency key



Electronic lock combination of 4 digits NEXT 1




Electronic lock combination of 4 digits NEXT 2



Electronic lock combination of 4 digits SOLA



Electronic lock combination of 4 digits VERSA MINI



Electronic lock combination of 4 digits TELEC



Electronic lock combination of 4 digits ELOCK



Lock of proximity PROXI 2



Lock of proximity PROXI 3



Lock of proximity-VERSA MINI

OPTIONS



Inner mailbox



Numbering



Vertical dividers



Side coat rack

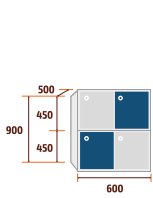


Ceiling trim.

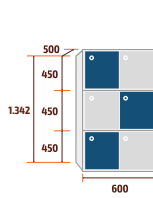


4 wheels, 2 of them with brakes.

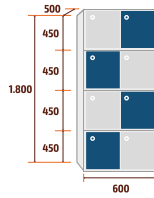
COMBINATIONS AND DIMENSIONS



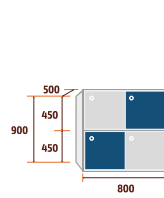
CUBIC-SIMPLE-C-30/2



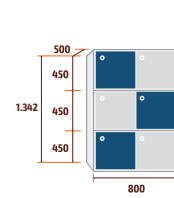
CUBIC-SIMPLE-D-30/2



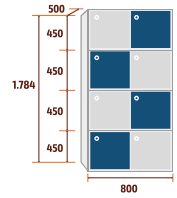
CUBIC-SIMPLE-E-30/2



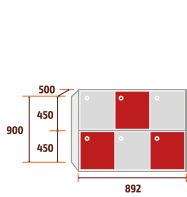
CUBIC-SIMPLE-C-40/2



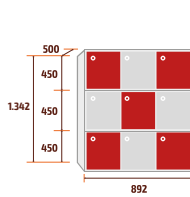
CUBIC-SIMPLE-D-40/2



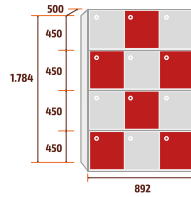
CUBIC-SIMPLE-E-40/2



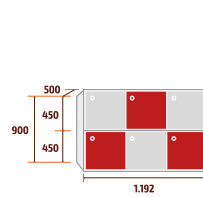
CUBIC-SIMPLE-C-30/3



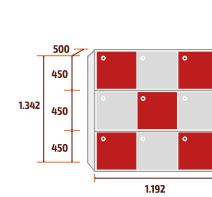
CUBIC-SIMPLE-D-30/3



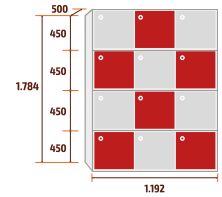
CUBIC-SIMPLE-E-30/3



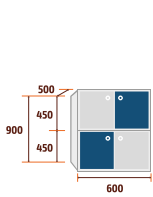
CUBIC-SIMPLE-C-40/3



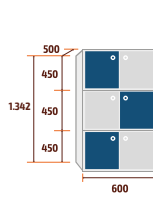
CUBIC-SIMPLE-D-40/3



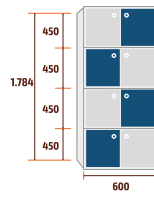
CUBIC-SIMPLE-E-40/3



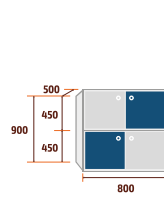
CUBIC-DOBLE-C-30/2



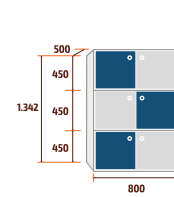
CUBIC-DOBLE-D-30/2



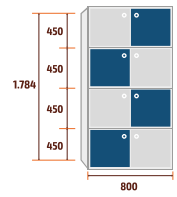
CUBIC-DOBLE-E-30/2



CUBIC-DOBLE-C-40/2



CUBIC-DOBLE-D-40/2



CUBIC-DOBLE-E-40/2